



Club Health Assessment for District 20 N through December 2025

			Status	Membership						Reports				Finance	LCIF	
Club Number	Club Name	Charter Date	Times in Status Quo in Past 2 Years	Current Member Count **	YTD Members Added	YTD Members Dropped	YTD Net Growth% ***	Member Count 1 Year Ago	Dropped Members Avg.Length of Service	Months Since Membership Update	Current Officers Reported ****	Current President Repeated Term	VP Reported *****	Last Date Reported Service (mm/yyyy)	Account Balance	YTD Donations
Clubs less than two years old																
172076	New York Bangladeshi American Buffalo	06/11/2024	Active(2)	22	0	0	0.00%	24		6	N	None		06/2025		
Clubs more than two years old																
8009	AKRON Exc Award (06/30/2020)	10/18/1944	Active(1)	57	0	1	-1.72%	53	11	1	Y	2	R	10/2025		\$199.00
8029	AMHERST	04/30/1952	Active	16	0	0	0.00%	15		8	Y	2	R	12/2025		
8012	ARCADE	12/09/1941	Active	19	0	1	-5.00%	20	19	5	Y	4		06/2025		\$100.00
8013	BARKER Exc Award (06/30/2022)	02/04/1947	Active	74	1	2	-1.33%	69	24	0	Y		N	12/2025		\$1,000.00
8015	BOSTON Exc Award (06/30/2021)	02/26/1969	Active	16	0	0	0.00%	16		5	Y		R	08/2025		
8016	BUFFALO HOST Exc Award (06/30/2020)	10/17/1921	Active	17	0	0	0.00%	17		18	N	None		06/2025		
8019	BUFFALO KENSINGTON	01/07/1946	Active(1)	19	0	0	0.00%	19		7	Y		N	03/2025		
8023	CHEEKTOWAGA	07/23/1952	Active	15	2	0	15.38%	13		2	Y	2	R	10/2025		\$5.00
8024	CLARENCE Exc Award (06/30/2022, 06/30/2023, 06/30/2024)	04/17/1947	Active	32	7	1	23.08%	27	1	0	Y	4	R	07/2025		
8027	DUNKIRK-FREDONIA	08/25/1941	Active	16	0	1	-5.88%	16	16	0	Y	6	N	06/2025		
8028	EAST AURORA Exc Award (06/30/2021)	08/23/1946	Active	28	1	4	-9.68%	27	17	2	Y	2	N	12/2025		\$11,725.00
48469	ELLCOTTVILLE FRANKLINVILLE	04/20/1988	Cancelled(8*)	0	0	7	-100.00%	7	28	3	N	None		12/2024	90+ Days	
8011	EVANS TOWNSHIP L C	01/31/1946	Active	21	0	1	-4.55%	21	1	5	Y		N	07/2025		
8032	FREWSBURG Exc Award (06/30/2021)	05/10/1945	Active	27	2	0	8.00%	27		3	Y		N	11/2025		\$50.00
8033	GASPORT	05/16/1951	Active	32	1	2	-3.03%	35	11	2	Y		N	01/2025		
8035	GOWANDA	11/04/1959	Active	15	1	0	7.14%	17		2	Y		R	02/2020		
8036	GRAND ISLAND	10/24/1956	Active	35	10	1	34.62%	25	17	0	Y		N	11/2025		\$150.00
8038	JAMESTOWN	06/06/1922	Active	23	0	0	0.00%	23		2	Y	3	R	06/2025		



Club Health Assessment for District 20 N through December 2025

			Status	Membership						Reports				Finance	LCIF	
Club Number	Club Name	Charter Date	Times in Status Quo in Past 2 Years	Current Member Count **	YTD Members Added	YTD Members Dropped	YTD Net Growth% ***	Member Count 1 Year Ago	Dropped Members Avg.Length of Service	Months Since Membership Update	Current Officers Reported ****	Current President Repeated Term	VP Reported *****	Last Date Reported Service (mm/yyyy)	Account Balance	YTD Donations
8039	KENMORE	05/08/1929	Active	41	3	2	2.50%	41	5	0	Y	2	R	12/2025		\$1,100.00
8041	LANCASTER	07/29/1952	Active	35	0	1	-2.78%	37	45	4	Y		N	12/2025		\$130.00
105675	LEWISTON COMMUNITY	06/03/2009	Active	21	0	0	0.00%	21		13	Y	3	R	08/2025		
	Exc Award (06/30/2017, 06/30/2021, 06/30/2024)															
34168	LITTLE VALLEY	06/29/1977	Active	16	0	0	0.00%	13		0	Y	12		11/2023		
8043	LOCKPORT	10/03/1939	Active	28	1	6	-15.15%	29	20	1	Y	2	R	06/2025		
	Exc Award (06/30/2023)															
8044	MAYVILLE CHAUTAUQUA	03/28/1947	Active	19	0	0	0.00%	16		7	Y		IP	09/2025		
	Exc Award (06/30/2024)															
8045	NEWFANE	10/22/1941	Active	70	6	1	7.69%	61	39	0	Y		N	06/2025	90+ Days	
140730	Niagara Falls Community	02/10/2020	Active	21	1	2	-4.55%	15	4	0	Y		N	09/2025		\$70.00
129657	Niagara University	12/28/2016	Active	7	0	0	0.00%	7		14	N	None		12/2019		
126501	North Buffalo Community	01/08/2016	Cancelled(6*)	0	0	7	-100.00%	7	8	2	N	None		09/2019	90+ Days	\$500.00
8048	OLCOTT	07/01/1958	Active	21	3	0	16.67%	18		3	Y	2	R	10/2025	90+ Days	
8049	OLEAN PORTVILLE	11/20/1952	Active	20	0	0	0.00%	20		3	N	None		08/2024	90+ Days	
8050	ORCHARD PARK	09/19/1944	Active	46	1	2	-2.13%	47	5	1	Y	2	R	12/2025		
8051	PENDLETON	02/10/1969	Active	22	3	0	15.79%	22		3	Y			06/2025		
	Exc Award (06/30/2018)															
8054	RANDOLPH	10/24/1938	Active	45	1	2	-2.17%	46	10	2	Y			11/2025		
	Exc Award (06/30/2023)															
8058	SHERIDAN DRIVE	10/20/1952	Active	17	6	0	54.55%	11		2	Y	2	R	11/2025		\$160.00
127103	Tonawandas Erie Canal Gateway	03/22/2016	Active	18	1	0	5.88%	20		3	Y	7	R	10/2025	90+ Days	\$1,076.00
	Exc Award (06/30/2020)															
8037	TOWN OF HAMBURG	11/19/1941	Active	16	2	2	0.00%	18	16	5	Y	8	R	09/2025		
8062	TOWN OF NIAGARA	02/18/1953	Active	26	1	0	4.00%	25		5	Y		N	10/2024		\$20.00
8063	TOWN OF WHEATFIELD L C	10/09/1973	Active	27	2	0	8.00%	26		5	Y	4		04/2025	90+ Days	\$1,000.00
	Exc Award (06/30/2021)															
8064	WEST SENECA	01/27/1953	Active	75	3	6	-3.85%	75	23	2	Y		N	07/2025		\$1,220.00
	Exc Award (06/30/2021)															
144143	Western New York Riding	12/18/2020	Active	37	3	1	5.71%	40	3	1	Y		N	10/2025		\$50.00



Club Health Assessment for District 20 N through December 2025

INTERNATIONAL

Club Number	Club Name	Charter Date	Status	Membership						Reports				Finance	LCIF	
			Times in Status Quo in Past 2 Years	Current Member Count **	YTD Members Added	YTD Members Dropped	YTD Net Growth% ***	Member Count 1 Year Ago	Dropped Members Avg.Length of Service	Months Since Membership Update	Current Officers Reported ****	Current President Repeated Term	VP Reported *****	Last Date Reported Service (mm/yyyy)	Account Balance	YTD Donations
8066	WILSON	10/24/1941	Active	27	1	8	-20.59%	33	5	1	Y			06/2024		
Exc Award (06/30/2018, 06/30/2022)																
8067	YOUNGSTOWN	08/17/1948	Active	31	0	2	-6.06%	32	4	2	Y	2	R	12/2025		

Clubs Cancelled Previous Fiscal Year – Clubs Cancelled within last 12 months may be reinstated

Club Number	Club Name	Charter Date	Current Status*	Cancellation Date
141198	Greater Buffalo Adaptive Sports	06/22/2020	Cancelled(8*)	12/30/2024
8060	SPRINGVILLE	09/27/1946	Cancelled(6*)	06/29/2025

Current Total Clubs Count	YTD New Clubs Count	YTD Cancelled Clubs Count	YTD Net Club Gain	Current Total Members Count	YTD Add	YTD Drop	YTD Net Growth	YTD Net Growth %	Member Count 12 Months Ago	Average Member Count Per Club	% of Clubs with less than 20 members	% No Officer Report in 12 Months	% of Clubs with balance 90+ days	Number of Clubs in Status Quo	% Status Quo Clubs in Financial Suspension	Number of Cancelled Clubs	Average Cancelled Club Age	Members Lost Due to Cancellation	% of Clubs Cancelled for Non-Financial Reasons
41	0	2	-2	1,170	63	63	0	0.00%	1,151	29	34%	10%	12%	0	0%	2	65	14	0%

* - P - Priority Club. Cancellation Reasons: 1-Objectives/conduct, 2-Non-active club, 5-Non-existing club, 6-Disbanding, 7-Merger, 8-Financial Suspension, 9-District/Multiple District Dues.

** Red denotes below 15 active members.

*** Red denotes 20% + loss.

**** Y - all 3 (President, Secretary, Treasurer) club officers reported, N - not all 3 reported.

***** Abbreviation: N-New, IP-Immediate Past, R-Repeat.




Club Health Assessment for District 20 E1 through December 2025

			Status	Membership						Reports				Finance	LCIF	
Club Number	Club Name	Charter Date	Times in Status Quo in Past 2 Years	Current Member Count **	YTD Members Added	YTD Members Dropped	YTD Net Growth% ***	Member Count 1 Year Ago	Dropped Members Avg.Length of Service	Months Since Membership Update	Current Officers Reported ****	Current President Repeated Term	VP Reported *****	Last Date Reported Service (mm/yyyy)	Account Balance	YTD Donations
Clubs more than two years old																
8068	ALBION	08/19/1924	Active	18	0	3	-14.29%	21	17	0	Y	2	R	09/2025		
8069	ALFRED	02/20/1966	Active	17	0	0	0.00%	19		0	Y		N	09/2025		
8071	ANDOVER	11/24/1971	Active	30	0	1	-3.23%	31	41	4	Y	2		10/2025		
8072	ANGELICA	06/10/1969	Active(1)	13	0	0	0.00%	12		8	Y	7		07/2025		
Exc Award (06/30/2017)																
8073	ATTICA	04/13/1951	Active	75	3	3	0.00%	73	24	2	Y		N	08/2025		
8074	AVON	04/24/1953	Active	58	0	6	-9.38%	63	15	1	Y		N	09/2025		\$350.00
Exc Award (06/30/2019, 06/30/2021)																
8075	BATAVIA	04/08/1946	Active	38	0	0	0.00%	38		0	Y		N	08/2025		
45359	BELFAST	09/30/1985	Active	38	0	0	0.00%	39		3	Y	6	N	08/2025		\$500.00
8076	BOLIVAR	03/31/1970	Active	29	1	0	3.57%	31		3	Y	3	R	11/2025		\$100.00
Exc Award (06/30/2017, 06/30/2018, 06/30/2019, 06/30/2020, 06/30/2021)																
8078	BROCKPORT	01/31/1951	Active	69	1	3	-2.82%	68	33	0	Y	2	R	12/2025		
Exc Award (06/30/2017, 06/30/2018, 06/30/2019, 06/30/2024)																
8079	CALEDONIA MUMFORD	09/09/1929	Active	21	0	0	0.00%	19		8	Y	19	R	08/2025		
8080	CANASERAGA	04/30/1953	Active	15	0	0	0.00%	15		5	Y		R	11/2025		
8081	CHILI	09/09/1964	Active	30	0	0	0.00%	28		6	Y	2	N	10/2025		
Exc Award (06/30/2016, 06/30/2020, 06/30/2023, 06/30/2024)																
8082	CHURCHVILLE	10/30/1950	Active	38	0	0	0.00%	40		1	Y	2	R	07/2025		\$250.00
60700	CLARENDON	04/27/1998	Active	16	1	0	6.67%	16		2	Y	12	R	11/2025		\$951.25
Exc Award (06/30/2024)																
44518	CUBA	01/25/1985	Active	22	0	0	0.00%	22		5	Y		N	09/2025		
8083	DANSVILLE	10/17/1941	Active	53	1	1	0.00%	48	64	0	Y			12/2025		\$200.00
Exc Award (06/30/2018, 06/30/2024)																
145950	Dansville Lioness	05/21/2021	Active	23	4	6	-8.00%	14	2	0	Y	4	R	09/2025		
8085	FAIRPORT	08/17/1949	Active	36	2	4	-5.26%	36	37	0	Y			08/2025		\$100.00
8086	GATES GREECE	06/28/1950	Active	22	0	0	0.00%	22		6	Y	4		10/2025		\$100.00



Club Health Assessment for District 20 E1 through December 2025

			Status	Membership						Reports				Finance		LCIF
Club Number	Club Name	Charter Date	Times in Status Quo in Past 2 Years	Current Member Count **	YTD Members Added	YTD Members Dropped	YTD Net Growth% ***	Member Count 1 Year Ago	Dropped Members Avg.Length of Service	Months Since Membership Update	Current Officers Reported ****	Current President Repeated Term	VP Reported *****	Last Date Reported Service (mm/yyyy)	Account Balance	YTD Donations
43612	HAMLIN	03/19/1984	Active	30	0	3	-9.09%	33	16	1	Y	3	R	11/2025		
Exc Award (06/30/2024)																
8088	HILTON	11/09/1967	Active	28	0	4	-12.50%	28	10	2	Y	2	R	09/2025		\$394.31
8090	IRONDEQUOIT	06/05/1950	Active	20	3	1	11.11%	18	0	0	Y	3	N	08/2025		
Exc Award (06/30/2023, 06/30/2024)																
30149	KENDALL	01/28/1975	Active	59	0	0	0.00%	56		6	Y		N	10/2025		
Exc Award (06/30/2020, 06/30/2024)																
8093	LYNDONVILLE	08/22/1951	Active	33	1	2	-2.94%	32	15	1	Y	2	N	12/2025		\$1,000.00
8094	MAPLE CITY L C	04/23/1969	Active	15	0	1	-6.25%	17	5	5	Y	3	N	08/2025		
8095	MEDINA	09/19/1935	Active	54	0	2	-3.57%	57	3	0	Y		N	11/2025		
Exc Award (06/30/2023, 06/30/2024)																
8099	ROCHESTER DOWNTOWN HOST	09/02/1921	Active	13	0	2	-13.33%	14	7	4	Y		N	11/2025		\$50.00
129688	Rochester Flaum Eye Institute	03/07/2017	Active	7	0	0	0.00%	7		28	N	11		09/2025		
36100	RUSH	10/27/1978	Active	10	0	6	-37.50%	18	5	1	Y	4	R	11/2023		
35301	SCIO	03/27/1978	Active	29	0	0	0.00%	28		5	Y		N	11/2025		
8102	SCOTTSVILLE	01/10/1957	Active	18	0	0	0.00%	16		8	Y	4		08/2025		
Exc Award (06/30/2018)																
8103	VARYSBURG	05/03/1971	Active(2)	21	0	0	0.00%	23		6	Y		N	10/2025		
8144	WALWORTH	04/25/1972	Active	39	0	0	0.00%	41		5	Y	2	R	12/2025		\$500.00
Exc Award (06/30/2023)																
8105	WEBSTER	03/27/1950	Active	30	1	1	0.00%	29	2	1	Y	3	R	09/2025		
8106	WELLSVILLE	01/08/1942	Active	52	3	4	-1.89%	62	7	0	Y		N	10/2025		\$100.00

Clubs Cancelled Previous Fiscal Year – Clubs Cancelled within last 12 months may be reinstated

Club Number	Club Name	Charter Date	Current Status*	Cancellation Date
8097	OAKFIELD ALABAMA	06/29/1951	Cancelled(6*)	06/29/2025



Club Health Assessment for District 20 E1 through December 2025

						Status		Membership					Reports				Finance		LCIF
						Times in Status Quo in Past 2 Years		Current Member Count **	YTD Members Added	YTD Members Dropped	YTD Net Growth***	Member Count 1 Year Ago	Dropped Members Avg.Length of Service	Months Since Membership Update	Current Officers Reported ****	Current President Repeated Term	VP Reported *****	Last Date Reported Service (mm/yyyy)	Account Balance
Club Number	Club Name		Charter Date																
Current Total Clubs Count	YTD New Clubs Count	YTD Cancelled Clubs Count	YTD Net Club Gain	Current Total Members Count	YTD Add	YTD Drop	YTD Net Growth	Member Count 12 Months Ago	Average Member Count Per Club	% of Clubs with less than 20 members	% No Officer Report in 12 Months	% of Clubs with balance 90+ days	Number of Clubs in Status Quo	% Status Quo Clubs in Financial Suspension	Number of Cancelled Clubs	Average Cancelled Club Age	Members Lost Due to Cancellation	% of Clubs Cancelled for Non-Financial Reasons	
36	0	0	0	1,119	21	53	-32	-2.78%	1,134	31	28%	0%	0%	0	0%	0	0	0	

* - P - Priority Club. Cancellation Reasons: 1-Objectives/conduct, 2-Non-active club, 5-Non-existing club, 6-Disbanding, 7-Merger, 8-Financial Suspension, 9-District/Multiple District Dues.

** Red denotes below 15 active members.

*** Red denotes 20% + loss.

**** Y - all 3 (President, Secretary, Treasurer) club officers reported, N - not all 3 reported.

***** Abbreviation: N-New, IP-Immediate Past, R-Repeat.




Club Health Assessment for District 20 E2 through December 2025

			Status	Membership						Reports				Finance		LCIF
Club Number	Club Name	Charter Date	Times in Status Quo in Past 2 Years	Current Member Count **	YTD Members Added	YTD Members Dropped	YTD Net Growth% ***	Member Count 1 Year Ago	Dropped Members Avg.Length of Service	Months Since Membership Update	Current Officers Reported ****	Current President Repeated Term	VP Reported *****	Last Date Reported Service (mm/yyyy)	Account Balance	YTD Donations
Clubs more than two years old																
8107	APALACHIN	02/08/1956	Active	55	3	1	3.77%	52	4	0	Y	2	N	10/2025		\$20.00
8112	BIG FLATS	02/09/1970	Active	11	0	1	-8.33%	13	7	1	N	7	R	11/2025		
	Exc Award (06/30/2018)															
8119	BLOOMFIELD	06/28/1949	Active	18	1	0	5.88%	16		2	Y		N	06/2025		\$75.00
8113	CAMPBELL	07/24/1951	Active	9	0	2	-18.18%	12	2	0	Y	5	R	12/2024		
32317	CANANDAIGUA	05/28/1976	Active	7	0	1	-12.50%	8	41	3	N	6		09/2025		
	Exc Award (06/30/2016)															
8116	CLYDE	12/27/1948	Active	7	0	0	0.00%	7		8	Y	6	R	10/2023		\$100.00
8117	COHOCTON	10/20/1954	Active	35	0	0	0.00%	29		2	N			12/2024		
8118	CORNING	09/09/1925	Active	45	0	9	-16.67%	54	8	0	Y	2		12/2025		\$19,230.00
	Exc Award (06/30/2016, 06/30/2020, 06/30/2023, 06/30/2024)															
61972	GENEVA	05/24/1999	Cancelled(6*)	0	0	0	0.00%	4		3	N	None		11/2023		
122834	Hector Area	07/25/2014	Active	34	0	1	-2.86%	34	7	1	Y		N	11/2025		
8122	HORSEHEADS	12/10/1952	Active	20	4	0	25.00%	15		0	Y		N	03/2024		\$100.00
8123	ITHACA	05/23/1951	Active	15	0	0	0.00%	15		6	Y	10	N	10/2025		\$100.00
8124	LANSING	04/03/1961	Active	19	1	1	0.00%	21	24	0	Y			12/2023		\$100.00
62794	MANCHESTER-SHORTSVILLE	02/21/2000	Active	13	0	2	-13.33%	13	21	0	N	None	N	06/2025		
	Exc Award (06/30/2017)															
8128	NEWFIELD	01/25/1971	Active	23	1	1	0.00%	24	2	0	Y	8	R	06/2025		
8129	NORTH ROSE	04/23/1958	Active	19	1	0	5.56%	18		3	Y			06/2025	90+ Days	\$1,000.00
	Exc Award (06/30/2018)															
8131	OVID WILLARD	06/13/1951	Active	14	2	3	-6.67%	15	31	0	Y	2	N	12/2025		
	Exc Award (06/30/2017, 06/30/2018, 06/30/2023)															
8132	OWEGO	11/14/1951	Active	9	0	1	-10.00%	10	20	0	Y	2	R	11/2025		
8133	PALMYRA-MACEDON	05/20/1958	Active	23	0	3	-11.54%	26	19	0	Y	2	N	11/2025		\$200.00
	PAL-MAC															
8134	PENN YAN	05/26/1969	Active	71	1	4	-4.05%	74	16	1	Y		N	12/2025		\$290.00
	Exc Award (06/30/2017, 06/30/2018, 06/30/2020)															



Club Health Assessment for District 20 E2 through December 2025

						Status				Membership					Reports				Finance		LCIF
Club Number	Club Name	Charter Date	Times in Status Quo in Past 2 Years			Current Member Count **	YTD Members Added	YTD Members Dropped	YTD Net Growth***	Member Count 1 Year Ago	Dropped Members Avg.Length of Service	Months Since Membership Update	Current Officers Reported ****	Current President Repeated Term	VP Reported *****	Last Date Reported Service (mm/yyyy)	Account Balance	YTD Donations			
8135	PHELPS	10/24/1956	Active			11	0	0	0.00%	10		4	Y	4	R	12/2025					
	Exc Award (06/30/2023)																				
8137	RUSHVILLE	03/30/1953	Active			31	0	1	-3.13%	32	12	0	Y		N	12/2024		\$2,050.00			
	Exc Award (06/30/2017)																				
8139	SODUS	10/31/1972	Active			18	0	0	0.00%	20		6	Y	2		12/2025					
143590	Sodus Pride Lioness	11/19/2020	Active			51	3	0	6.25%	43		1	Y		N	10/2025		\$10.00			
	Exc Award (06/30/2023, 06/30/2024)																				
43467	SPENCER & CANDOR	02/06/1984	Active			20	0	0	0.00%	28		6	Y	3	N	12/2025		\$30.00			
	Exc Award (06/30/2016, 06/30/2018)																				
28175	TIOGA-NICHOLS	03/22/1974	Active			16	0	1	-5.88%	17	33	0	Y	20	R	11/2025					
46011	TRUMANSBURG	04/14/1986	Active			13	0	1	-7.14%	14	15	4	Y			12/2025		\$50.00			
	Exc Award (06/30/2016)																				
8141	TWIN CITIES	09/05/1935	Active			20	0	0	0.00%	19		2	Y	11		12/2023		\$200.00			
8142	UNION SPRINGS	09/18/1957	Active			62	0	1	-1.59%	61	29	0	Y	3	N	11/2025		\$267.00			
	Exc Award (06/30/2017)																				
8143	VICTOR	02/05/1940	Active			20	3	1	11.11%	18	14	1	Y			11/2023	90+ Days				
8145	WATERLOO	01/28/1947	Active			13	0	0	0.00%	12		5	Y	6	N	11/2025					
48255	WATKINS GLEN-MONTOUR FALLS	03/14/1988	Active			34	2	5	-8.11%	37	18	0	Y	2	N	10/2025		\$10.00			
8147	WAVERLY	01/28/1930	Active			11	0	1	-8.33%	12	6	0	Y	8		12/2023					
8148	WEEDSPORT	05/28/1948	Active			17	0	0	0.00%	16		11	Y	3	R	12/2023					
8149	WOLCOTT	05/08/1953	Active			25	4	1	13.64%	25	12	5	Y	2	R	07/2025		\$210.00			
Current Total Clubs Count	YTD New Clubs Count	YTD Cancelled Clubs Count	YTD Net Club Gain	Current Total Members Count	YTD Add	YTD Drop	YTD Net Growth	YTD Net Growth %	Member Count 12 Months Ago	Average Member Count Per Club	% of Clubs with less than 20 members	% No Officer Report in 12 Months	% of Clubs with balance 90+ days	Number of Clubs in Status Quo	% Status Quo Clubs in Financial Suspension	Number of Cancelled Clubs	Average Cancelled Club Age	Members Lost Due to Cancellation	% of Clubs Cancelled for Non-Financial Reasons		
34	0	1	-1	809	26	42	-16	-1.94%	824	24	53%	0%	6%	0	0%	1	26	0	100%		

* - P - Priority Club. Cancellation Reasons: 1-Objectives/conduct, 2-Non-active club, 5-Non-existing club, 6-Disbanding, 7-Merger, 8-Financial Suspension, 9-District/Multiple District Dues.

** Red denotes below 15 active members.

*** Red denotes 20% + loss.

**** Y - all 3 (President, Secretary, Treasurer) club officers reported, N - not all 3 reported.

***** Abbreviation: N-New, IP-Immediate Past, R-Repeat.




Club Health Assessment for District 20 W through December 2025

			Status	Membership						Reports				Finance	LCIF	
Club Number	Club Name	Charter Date	Times in Status Quo in Past 2 Years	Current Member Count **	YTD Members Added	YTD Members Dropped	YTD Net Growth% ***	Member Count 1 Year Ago	Dropped Members Avg.Length of Service	Months Since Membership Update	Current Officers Reported ****	Current President Repeated Term	VP Reported *****	Last Date Reported Service (mm/yyyy)	Account Balance	YTD Donations
Clubs less than two years old																
157350	SUNY UAlbany Campus	03/13/2024	Active	20	0	5	-20.00%	24	1	4	Y	2	N	11/2024		
Clubs more than two years old																
8295	ALBANY & TROY	09/30/1925	Active	29	0	0	0.00%	28		2	Y		N	06/2025		
8259	BALLSTON SPA	08/29/1949	Active	34	2	6	-10.53%	38	17	0	Y		N	12/2025		\$1,000.00
8260	BETHLEHEM	11/11/1954	Active	16	0	0	0.00%	19		6	Y		N	01/2025		
75996	BROADALBIN - PERTH	06/30/2003	Active	27	0	1	-3.57%	28	6	5	Y	4	N	07/2025		\$806.46
Exc Award (06/30/2022, 06/30/2023)																
8261	CAMBRIDGE	09/07/1934	Active	10	0	0	0.00%	10		7	Y	3		05/2025		\$280.00
8153	CHAZY	10/03/1956	Active	39	0	3	-7.14%	42	2	3	Y	4	N	12/2025		\$250.00
Exc Award (06/30/2022, 06/30/2023)																
8155	CLIFTON FINE	11/22/1948	Active	27	0	0	0.00%	23		5	Y			07/2025		
8263	CLINTON	01/09/1958	Active	24	1	2	-4.00%	25	5	0	Y	2	R	12/2025		
Exc Award (06/30/2019, 06/30/2022, 06/30/2023)																
8266	DEERFIELD	05/24/1956	Active	5	0	0	0.00%	5		5	Y	6		09/2018		
8267	DUANE L C	06/16/1955	Active	25	5	1	19.05%	21	0	0	Y	2	R	08/2025		
8158	EDWARDS	12/11/1961	Active	16	0	0	0.00%	23		8	Y	2	R	10/2025		
Exc Award (06/30/2023)																
39861	FONDA & FULTONVILLE	05/21/1981	Active	14	1	1	0.00%	16	32	1	Y	4	N	11/2025		
37671	GALWAY	11/16/1979	Active	55	0	1	-1.79%	58	43	3	Y		N	11/2025		\$300.00
Exc Award (06/30/2019, 06/30/2022)																
8271	GLENS FALLS	10/31/1939	Active	24	0	0	0.00%	32		0	Y		R	06/2025		\$250.00
8160	GOUVERNEUR	10/31/1935	Active	35	2	0	6.06%	38		3	Y		N	09/2025		\$100.00
46507	GREATER HERKIMER	08/11/1986	Active	36	0	0	0.00%	34		9	Y	7	N	04/2025		
8278	GREATER JOHNSTOWN	09/14/1961	Active	43	2	0	4.88%	40		1	Y		N	10/2025		
8284	GREATER RAVENA AREA	09/16/1959	Active	14	2	0	16.67%	12		2	Y	2		12/2025		\$270.00
8274	GREENWICH	01/28/1954	Active	34	0	0	0.00%	34		3	Y	2	R	11/2025		
8276	HADLEY LUZERNE	03/25/1947	Active	14	1	2	-6.67%	14	9	2	Y	4	R	03/2025	90+ Days	



Club Health Assessment for District 20 W through December 2025

			Status	Membership						Reports				Finance	LCIF	
Club Number	Club Name	Charter Date	Times in Status Quo in Past 2 Years	Current Member Count **	YTD Members Added	YTD Members Dropped	YTD Net Growth% ***	Member Count 1 Year Ago	Dropped Members Avg.Length of Service	Months Since Membership Update	Current Officers Reported ****	Current President Repeated Term	VP Reported *****	Last Date Reported Service (mm/yyyy)	Account Balance	YTD Donations
8161	HEUVELTON	04/18/1972	Active	8	1	1	0.00%	9	4	0	Y		N	07/2024		
8277	HOLLAND PATENT	06/12/1972	Active	12	0	1	-7.69%	12	3	2	Y	2	N	07/2025		\$500.00
8164	LAKE PLACID	08/18/1939	Active	31	0	0	0.00%	33		7	N	None	N	08/2024		\$100.00
67378	LISBON	02/28/2003	Active	21	0	0	0.00%	20		6	Y	5	N	05/2025		
8165	LONG LAKE	09/11/1957	Active	27	4	0	17.39%	21		1	Y	4	R	12/2025		
	Exc Award (06/30/2023)															
8168	MALONE	10/24/1949	Active	15	0	0	0.00%	12		9	N	None		12/2024		
127665	Marcy Telephone	05/27/2016	Active	9	0	0	0.00%	9		33	N	None		09/2024		
8279	MECHANICVILLE-STILLWATE R L C	01/13/1942	Active	26	1	3	-7.14%	28	16	0	Y	2	R	04/2025		
8281	NEW HARTFORD NY MILLS WHITESTOWN	01/28/1948	Active	12	0	0	0.00%	13		9	Y		N	06/2025		
8171	NEWCOMB	01/25/1966	Active	46	1	3	-4.17%	47	13	0	Y		N	12/2025		
8173	OGDENSBURG	10/27/1955	Active	31	0	3	-8.82%	35	21	0	Y	3	N	04/2025		
8174	PERU	01/23/1945	Active	27	2	0	8.00%	26		0	Y	2	R	12/2025		\$300.00
	Exc Award (06/30/2023)															
8175	PLATTSBURGH	09/25/1939	Active	34	0	4	-10.53%	36	35	2	Y		N	05/2025		\$1,035.00
	Exc Award (06/30/2023)															
8176	RAQUETTE RIVER	09/25/1936	Active	23	0	0	0.00%	22		10	N	None		12/2024		
8178	SARANAC LAKE	08/30/1939	Cancelled(8*)	0	0	5	-100.00%	0	10	5	N	None		12/2024	90+ Days	
8287	SARATOGA SPRINGS	10/15/1925	Active	81	3	0	3.85%	77		0	Y		N	10/2025		\$80.00
8291	SAUQUOIT VALLEY	06/30/1955	Active	35	2	1	2.94%	33	4	0	Y	5	R	12/2025	90+ Days	
	Exc Award (06/30/2024)															
8289	SCHUYLERVILLE	05/17/1962	Active	13	0	3	-18.75%	17	32	4	Y	7	R	09/2024		\$1,000.00
8290	SCOTIA-GLENNVILLE	09/08/1954	Active	27	5	1	17.39%	22	0	1	Y	6	N	11/2024		
8292	SPECULATOR	05/15/1952	Active	18	3	0	20.00%	15		2	Y	2		04/2025		
45321	TOWN OF GREENFIELD	08/09/1985	Active	34	1	1	0.00%	33	35	2	Y		N	11/2025		\$120.00
	Exc Award (06/30/2022)															
8293	TOWN OF HOOSICK	10/27/1960	Active	30	0	1	-3.23%	33	3	0	Y	2	R	05/2025		
8183	TOWN OF SCHROON	10/09/1957	Active	43	3	3	0.00%	42	14	0	Y		N	09/2025		\$100.00
	Exc Award (06/30/2022)															



Club Health Assessment for District 20 W through December 2025

INTERNATIONAL

Club Number	Club Name	Charter Date	Status	Membership						Reports				Finance	LCIF				
			Times in Status Quo in Past 2 Years	Current Member Count **	YTD Members Added	YTD Members Dropped	YTD Net Growth% ***	Member Count 1 Year Ago	Dropped Members Avg.Length of Service	Months Since Membership Update	Current Officers Reported ****	Current President Repeated Term	VP Reported *****	Last Date Reported Service (mm/yyyy)	Account Balance	YTD Donations			
30570	TOWN OF WRIGHT/SCHOHARIE VLY	04/16/1975	Active	9	0	0	0.00%	10		8	N	None		11/2024					
8184	TUPPER LAKE	08/12/1935	Active	45	5	0	12.50%	40		1	Y			10/2025					
8296	UTICA	02/08/1924	Active	12	2	0	20.00%	9		3	Y	11	R	10/2025					
8297	WATERFORD	11/24/1939	Active(1)	14	0	1	-6.67%	15	3	0	Y	6		05/2025					
Current Total Clubs Count	YTD New Clubs Count	YTD Cancelled Clubs Count	YTD Net Club Gain	Current Total Members Count	YTD Add	YTD Drop	YTD Net Growth %	Member Count 12 Months Ago	Average Member Count Per Club	% of Clubs with less than 20 members	% No Officer Report in 12 Months	% of Clubs with balance 90+ days	Number of Clubs in Status Quo	% Status Quo Clubs in Financial Suspension	Number of Cancelled Clubs	Average Cancelled Club Age	Members Lost Due to Cancellation	% of Clubs Cancelled for Non-Financial Reasons	
47	0	1	-1	1,224	49	53	-4	-0.33%	1,233	26	36%	9%	4%	0	0%	1	86	5	0%

* - P - Priority Club. Cancellation Reasons: 1-Objectives/conduct, 2-Non-active club, 5-Non-existing club, 6-Disbanding, 7-Merger, 8-Financial Suspension, 9-District/Multiple District Dues.

** Red denotes below 15 active members.

*** Red denotes 20% + loss.

**** Y - all 3 (President, Secretary, Treasurer) club officers reported, N - not all 3 reported.

***** Abbreviation: N-New, IP-Immediate Past, R-Repeat.



Club Health Assessment for District 20 Y through December 2025

			Status	Membership						Reports				Finance	LCIF	
Club Number	Club Name	Charter Date	Times in Status Quo in Past 2 Years	Current Member Count **	YTD Members Added	YTD Members Dropped	YTD Net Growth% ***	Member Count 1 Year Ago	Dropped Members Avg.Length of Service	Months Since Membership Update	Current Officers Reported ****	Current President Repeated Term	VP Reported *****	Last Date Reported Service (mm/yyyy)	Account Balance	YTD Donations
Clubs more than two years old																
41155	BAINBRIDGE	04/05/1982	Active	39	0	1	-2.50%	44	40	0	Y		N	08/2025		
8187	BALDWINSVILLE	09/01/1948	Active	14	1	1	0.00%	18	28	3	Y	3	R	07/2025		
8188	BINGHAMTON	11/19/1924	Active	18	1	0	5.88%	16		2	Y		N	10/2025		
150240	Boonville	03/28/2022	Active	48	4	1	6.67%	60	2	3	Y	5	R	11/2025	90+ Days	\$500.00
Exc Award (06/30/2023)																
8191	CAMDEN	11/13/1963	Active	22	0	4	-15.38%	26	5	2	Y		N	12/2025		
Exc Award (06/30/2023)																
8192	CANASTOTA	11/10/1947	Active	35	2	3	-2.78%	37	11	5	Y	8	R	11/2025		\$1,000.00
Exc Award (06/30/2018, 06/30/2023)																
8151	CAPE VINCENT	02/15/1971	Active	19	1	0	5.56%	20		1	Y	12	N	11/2025		
8152	CARTHAGE	09/16/1940	Active	24	1	1	0.00%	26	11	2	Y	8	R	09/2025	90+ Days	
8193	CAZENOVIA	04/17/1969	Active	31	0	2	-6.06%	32	7	1	Y	3	R	10/2025		
8194	CENTRAL SQUARE	11/19/1948	Active	25	0	0	0.00%	24		8	Y	2	R	10/2025		\$125.00
Exc Award (06/30/2020, 06/30/2023)																
8196	CHITTENANGO	12/15/1971	Active	43	3	1	4.88%	45	11	0	Y		N	12/2025		\$1,090.00
Exc Award (06/30/2023)																
8154	CLAYTON	10/31/1955	Active	18	0	2	-10.00%	20	24	0	Y	2	R	12/2025		
8199	COOPERSTOWN	12/08/1950	Active	41	0	0	0.00%	40		5	Y		N	12/2025		\$1,100.00
Exc Award (06/30/2020, 06/30/2023)																
8156	CROGHAN	12/19/1958	Active	21	1	0	5.00%	20		3	Y	2	R	11/2025		
Exc Award (06/30/2023)																
8201	DEPOSIT	04/18/1955	Active	14	2	1	7.69%	13	5	0	Y	2	N	12/2025	90+ Days	\$350.00
Exc Award (06/30/2025)																
8202	DOWNSVILLE	08/19/1954	Active	9	0	1	-10.00%	13	16	0	Y	2	R	09/2025		
8204	ENDICOTT	09/14/1938	Active	7	2	2	0.00%	7	5	1	Y			11/2025		\$530.00
Exc Award (06/30/2020, 06/30/2021)																
8207	FULTON	02/27/1953	Active	29	2	2	0.00%	29	9	1	Y		N	11/2025		\$1,000.00
8208	GREENE	09/17/1951	Active	61	4	4	0.00%	62	14	0	Y		N	12/2025		
Exc Award (06/30/2020, 06/30/2023)																
146205	Hastings	05/19/2021	Active(1)	23	0	1	-4.17%	24	4	1	Y	2	N	12/2025		\$65.00




Club Health Assessment for District 20 Y through December 2025

			Status	Membership					Reports				Finance	LCIF		
Club Number	Club Name	Charter Date	Times in Status Quo in Past 2 Years	Current Member Count **	YTD Members Added	YTD Members Dropped	YTD Net Growth% ***	Member Count 1 Year Ago	Dropped Members Avg.Length of Service	Months Since Membership Update	Current Officers Reported ****	Current President Repeated Term	VP Reported *****	Last Date Reported Service (mm/yyyy)	Account Balance	YTD Donations
Exc Award (06/30/2023)																
8211	JOHNSON CITY	08/28/1947	Active	11	0	0	0.00%	11		12	N	7	R	10/2025		
Exc Award (06/30/2023)																
8166	LOWVILLE	10/10/1955	Active	47	0	0	0.00%	43		2	Y		N	12/2025		\$1,120.00
Exc Award (06/30/2017, 06/30/2018, 06/30/2020, 06/30/2021, 06/30/2022, 06/30/2023)																
8215	MANLIUS	02/11/1947	Active	12	0	0	0.00%	12		18	Y	8	R	09/2024		
8216	MARATHON	07/12/1951	Active	28	0	0	0.00%	27		10	Y	2	R	11/2025		
8217	MARTISCO	02/09/1970	Active	34	0	1	-2.86%	35	23	3	Y		N	12/2025		
8219	MC GRAW	02/24/1956	Active	17	1	0	6.25%	14		5	Y	7	R	10/2025		\$350.00
8222	MORRISVILLE	10/08/1959	Active	22	3	2	4.76%	25	5	4	Y	4		11/2025		
8225	NORTH SYRACUSE - LIVERPOOL	03/07/1956	Active	13	1	2	-7.14%	17	21	0	Y		IP	11/2025		
Exc Award (06/30/2023)																
8230	ONEONTA	07/14/1930	Active	10	0	2	-16.67%	12	18	4	Y		R	11/2024		
8231	OSWEGO	01/31/1956	Active	16	0	0	0.00%	20		3	Y		N	11/2025		
8232	OXFORD	02/28/1967	Active	34	0	0	0.00%	35		2	Y			10/2025		
8235	POMPEY	02/04/1965	Active	31	0	4	-11.43%	39	8	1	Y	2	N	10/2025		\$200.00
Exc Award (06/30/2021, 06/30/2023)																
8236	PULASKI	11/16/1961	Active	17	0	0	0.00%	15		7	Y		N	12/2025		
Exc Award (06/30/2023)																
8237	RICHFIELD SPRINGS	11/25/1969	Active	11	2	0	22.22%	15		5	Y	4	R	08/2025	90+ Days	
8239	ROME	10/21/1952	Active	34	3	0	9.68%	31		4	Y	2	N	11/2025		
Exc Award (06/30/2022, 06/30/2023)																
8241	SKANEATELES	07/25/1951	Active	22	2	0	10.00%	20		3	Y	2	R	11/2025	90+ Days	\$1,200.00
8242	SOLVAY-GEDDES-CAMILLUS L C	04/20/1951	Active	21	0	1	-4.55%	23	27	2	Y		IP	12/2025		\$50.00
8179	SOUTH JEFFERSON	11/02/1950	Active	22	1	0	4.76%	21		0	Y	2	N	10/2025		\$140.00
Exc Award (06/30/2018, 06/30/2020, 06/30/2023)																
8167	SOUTH LEWIS L C	04/10/1947	Active	24	0	0	0.00%	24		2	Y	3	N	10/2025		
Exc Award (06/30/2021, 06/30/2023)																
130655	Syracuse CVR	04/06/2017	Active	9	0	0	0.00%	13		11	Y	3		11/2024		



Club Health Assessment for District 20 Y through December 2025

			Status							Membership				Reports				Finance		LCIF
Club Number	Club Name	Charter Date	Times in Status Quo in Past 2 Years	Current Member Count **	YTD Members Added	YTD Members Dropped	YTD Net Growth% ***	Member Count 1 Year Ago	Dropped Members Avg.Length of Service	Months Since Membership Update	Current Officers Reported ****	Current President Repeated Term	VP Reported *****	Last Date Reported Service (mm/yyyy)	Account Balance	YTD Donations				
8244	SYRACUSE EASTWOOD	05/29/1947	Active	13	4	0	44.44%	10		2	Y		IP	10/2025		\$40.00				
8243	SYRACUSE HOST	04/04/1924	Active	30	0	2	-6.25%	29	28	0	Y		N	12/2025						
Exc Award (06/30/2020, 06/30/2022, 06/30/2023, 06/30/2024, 06/30/2025)																				
140895	Syracuse Upstate Diabetes	02/14/2020	Active	12	0	0	0.00%	12		16	N	3		05/2025		\$120.00				
8181	TOWN OF BROWNVILLE	11/19/1958	Active	12	0	1	-7.69%	11	53	0	Y	9		11/2025						
8250	WALTON	05/20/1964	Active	13	0	0	0.00%	14		6	Y	3	R	07/2024						
8186	WATERTOWN	08/12/1938	Active	9	0	0	0.00%	10		7	Y	2	N	10/2025						
8251	WEST CORNERS	02/28/1962	Active	16	0	0	0.00%	16		16	Y	2		09/2025						
8253	WINDSOR	09/25/1947	Active	18	0	1	-5.26%	20	19	1	Y			08/2025						
Exc Award (06/30/2022)																				
Current Total Clubs Count	YTD New Clubs Count	YTD Cancelled Clubs Count	YTD Net Club Gain	Current Total Members Count	YTD Add	YTD Drop	YTD Net Growth %	Member Count 12 Months Ago	Average Member Count Per Club	% of Clubs with less than 20 members	% No Officer Report in 12 Months	% of Clubs with balance 90+ days	Number of Clubs in Status Quo	% Status Quo Clubs in Financial Suspension	Number of Cancelled Clubs	Average Cancelled Club Age	Members Lost Due to Cancellation	% of Clubs Cancelled for Non-Financial Reasons		
48	0	0	0	1,099	41	43	-2	-0.18%	1,150	23	48%	0%	10%	0	0%	0	0	0		

* - P - Priority Club. Cancellation Reasons: 1-Objectives/conduct, 2-Non-active club, 5-Non-existing club, 6-Disbanding, 7-Merger, 8-Financial Suspension, 9-District/Multiple District Dues.

** Red denotes below 15 active members.

*** Red denotes 20% + loss.

**** Y - all 3 (President, Secretary, Treasurer) club officers reported, N - not all 3 reported.

***** Abbreviation: N-New, IP-Immediate Past, R-Repeat.




Club Health Assessment for District 20 O through December 2025

			Status	Membership						Reports				Finance	LCIF	
Club Number	Club Name	Charter Date	Times in Status Quo in Past 2 Years	Current Member Count **	YTD Members Added	YTD Members Dropped	YTD Net Growth% ***	Member Count 1 Year Ago	Dropped Members Avg.Length of Service	Months Since Membership Update	Current Officers Reported ****	Current President Repeated Term	VP Reported *****	Last Date Reported Service (mm/yyyy)	Account Balance	YTD Donations
Clubs more than two years old																
8298	AMENIA	10/05/1948	Active	26	1	0	4.00%	32		3	Y	2	R	12/2024	90+ Days	
127183	Beacon Community	03/31/2016	Active	4	0	0	0.00%	11		6	Y	4		09/2025		
8300	BETHEL	06/05/1967	Active	34	0	0	0.00%	33		6	Y		N	12/2025		
8302	CHATHAM	05/04/1955	Active	37	2	0	5.71%	36		2	Y		N	11/2025		
8303	CORNWALL	09/30/1932	Active	53	8	6	3.92%	50	17	1	Y		N	12/2025	90+ Days	\$1,000.00
Exc Award (06/30/2024)																
110423	ELDRED	02/24/2011	Active	14	0	0	0.00%	16		7	Y	12		11/2024		
8305	FLORIDA	05/28/1962	Active	15	3	0	25.00%	12		2	Y	12	R	10/2025		
68732	GOSHEN	04/21/2003	Active	13	0	4	-23.53%	28	11	0	Y	2	R	06/2025		\$200.00
Exc Award (06/30/2018)																
102626	GREATER WASHINGTONVILLE	06/24/2008	Active	4	0	1	-20.00%	6	5	5	Y	6		05/2025		
8308	GREENWOOD LAKE	11/26/1951	Active	33	2	0	6.45%	32		1	Y	2	N	11/2025		\$100.00
Exc Award (06/30/2024, 06/30/2025)																
8311	HUDSON	08/20/1941	Active	18	1	2	-5.26%	20	11	0	Y	3	N	12/2025		\$100.00
8312	HURLEY	04/27/1955	Active	22	0	0	0.00%	24		10	Y	3	R	12/2025		
8313	HYDE PARK	11/26/1941	Active	13	1	2	-7.14%	14	14	3	Y	7	N	09/2024		\$35.00
8314	JEFFERSONVILLE	04/28/1947	Active	12	2	0	20.00%	10		5	Y	24	R	12/2023		
8316	KINGSTON	05/28/1941	Active	22	0	0	0.00%	20		5	Y		N	11/2025		
8317	LA GRANGE L C	04/19/1967	Active	23	0	1	-4.17%	22	25	0	Y			12/2025		
Exc Award (06/30/2024)																
8319	LIBERTY	08/19/1932	Active	13	0	1	-7.14%	15	7	2	Y	11	R	09/2025		
40107	LUMBERLAND	06/29/1981	Active	30	0	0	0.00%	30		14	Y	13	R	12/2025		\$100.00
8320	MAMAKATING L C	05/13/1968	Active	15	0	0	0.00%	13		7	Y	3	R	12/2025		
8321	MARLBORO MILTON	01/30/1947	Active	74	5	1	5.71%	63	42	0	Y	2	R	12/2025		\$900.00
Exc Award (06/30/2022, 06/30/2023, 06/30/2024, 06/30/2025)																
8322	MIDDLETOWN	09/09/1936	Active	70	4	2	2.94%	59	14	0	Y		N	10/2025		\$100.00
Exc Award (06/30/2025)																
45081	MINISINK VALLEY	06/27/1985	Active	26	6	0	30.00%	17		3	Y	2		10/2025		



Club Health Assessment for District 20 O through December 2025

			Status	Membership					Reports				Finance	LCIF		
Club Number	Club Name	Charter Date	Times in Status Quo in Past 2 Years	Current Member Count **	YTD Members Added	YTD Members Dropped	YTD Net Growth% ***	Member Count 1 Year Ago	Dropped Members Avg.Length of Service	Months Since Membership Update	Current Officers Reported ****	Current President Repeated Term	VP Reported *****	Last Date Reported Service (mm/yyyy)	Account Balance	YTD Donations
8325	MONROE	05/02/1961	Active	27	0	0	0.00%	26		6	Y	4	R	12/2025		\$500.00
Exc Award (06/30/2024)																
8328	NEW WINDSOR	11/30/1953	Active	4	0	0	0.00%	4		30	N	None		10/2025		\$1,000.00
8326	NEWBURGH	11/19/1923	Active	22	0	0	0.00%	22		13	Y	2	R	12/2025		\$200.00
8330	NORTHERN COLUMBIA	12/16/1947	Active	18	0	0	0.00%	20		3	Y		N	07/2024		\$100.00
8332	OTISVILLE	11/05/1953	Active	12	0	0	0.00%	16		6	Y	12	R	04/2023		
8333	PAWLING	05/04/1955	Active	17	0	0	0.00%	21		6	Y	2	R	10/2025		
46398	PINE BUSH	06/26/1986	Active	20	2	1	5.26%	23	30	2	Y		N	12/2025		\$500.00
8334	PINE PLAINS	10/15/1953	Active	27	1	0	3.85%	27		4	Y	2	R	10/2025		
8336	PLEASANT VALLEY	01/18/1954	Active	32	1	0	3.23%	27		5	Y	2	R	12/2025		
40355	RHINEBECK	09/25/1981	Active	43	4	3	2.38%	37	22	0	Y	7	R	11/2025		
8340	RIP VAN WINKLE	09/17/1953	Active	54	0	0	0.00%	48		6	N	None	R	08/2022		
8342	RONDOUT VALLEY	10/18/1950	Active	30	4	1	11.11%	30	48	1	Y		N	05/2025		\$500.00
8343	SAUGERTIES	10/14/1932	Active	29	3	1	7.41%	28	12	0	Y		R	11/2025		
8344	STANFORD	06/24/1958	Active	16	0	0	0.00%	18		8	Y		R	12/2020		
8345	THE TOWN OF DOVER	10/21/1948	Active	52	3	1	4.00%	47	4	0	Y	4	R	12/2025		\$210.00
Exc Award (06/30/2024)																
37509	TOWN OF DEERPARK	09/17/1979	Active	11	0	0	0.00%	11		8	Y	4	N	12/2025		
8347	TOWN OF ESOPUS	05/23/1955	Active	2	0	0	0.00%	2		21	Y	14		10/2018		
8354	TOWN OF FALLSBURG L C	03/15/1951	Active	42	0	0	0.00%	43		2	Y	2	R	12/2025		
8348	TOWN OF HIGHLAND	10/28/1953	Active	35	0	1	-2.78%	31	9	1	Y	2	R	11/2025		
8352	TOWN OF WOODBURY	02/08/1962	Active	23	0	0	0.00%	22		6	Y	2	R	06/2025		
34627	TRI-VALLEY	11/18/1977	Active	44	2	2	0.00%	45	26	3	Y	5	R	12/2025		\$800.00
33421	TUSTEN L C	03/15/1977	Active	4	0	0	0.00%	4		2	Y	16	R	01/2021		
8356	WALLKILL	03/30/1955	Active	48	5	0	11.63%	38		1	Y	3	N	12/2025		
8358	WARWICK	12/13/1948	Active	46	1	0	2.22%	40		2	Y		N	11/2025		\$829.00
Exc Award (06/30/2025)																



Club Health Assessment for District 20 O through December 2025

						Status		Membership					Reports				Finance		LCIF
						Times in Status Quo in Past 2 Years		Current Member Count **	YTD Members Added	YTD Members Dropped	YTD Net Growth***	Member Count 1 Year Ago	Dropped Members Avg.Length of Service	Months Since Membership Update	Current Officers Reported ****	Current President Repeated Term	VP Reported *****	Last Date Reported Service (mm/yyyy)	Account Balance
Club Number	Club Name		Charter Date																
Current Total Clubs Count	YTD New Clubs Count	YTD Cancelled Clubs Count	YTD Net Club Gain	Current Total Members Count	YTD Add	YTD Drop	YTD Net Growth	Member Count 12 Months Ago	Average Member Count Per Club	% of Clubs with less than 20 members	% No Officer Report in 12 Months	% of Clubs with balance 90+ days	Number of Clubs in Status Quo	% Status Quo Clubs in Financial Suspension	Number of Cancelled Clubs	Average Cancelled Club Age	Members Lost Due to Cancellation	% of Clubs Cancelled for Non-Financial Reasons	
46	0	0	0	1,229	61	30	31	2.59%	1,193	27	39%	2%	4%	0	0%	0	0	0	0%

* - P - Priority Club. Cancellation Reasons: 1-Objectives/conduct, 2-Non-active club, 5-Non-existing club, 6-Disbanding, 7-Merger, 8-Financial Suspension, 9-District/Multiple District Dues.

** Red denotes below 15 active members.


*** Red denotes 20% + loss.

**** Y - all 3 (President, Secretary, Treasurer) club officers reported, N - not all 3 reported.

***** Abbreviation: N-New, IP-Immediate Past, R-Repeat.



Club Health Assessment for District 20 R1 through December 2025

			Status	Membership						Reports				Finance	LCIF	
Club Number	Club Name	Charter Date	Times in Status Quo in Past 2 Years	Current Member Count **	YTD Members Added	YTD Members Dropped	YTD Net Growth% ***	Member Count 1 Year Ago	Dropped Members Avg.Length of Service	Months Since Membership Update	Current Officers Reported ****	Current President Repeated Term	VP Reported *****	Last Date Reported Service (mm/yyyy)	Account Balance	YTD Donations
Clubs more than two years old																
8379	ARMONK	08/29/1939	Active(1)	18	0	0	0.00%	18		15	Y	4	R	08/2016		
8360	BEDFORD HILLS	05/31/1939	Active	18	1	4	-14.29%	21	13	1	N	2	R	12/2025		
	Exc Award (06/30/2021)															
8361	BEDFORD VILLAGE	12/11/1946	Active	23	0	0	0.00%	23		16	Y	15	N	12/2023		
8362	BLAUVELT	05/28/1953	Active	35	1	0	2.94%	37		3	Y		N	06/2025		\$740.00
	Exc Award (06/30/2024)															
8363	BREWSTER	03/15/1927	Active(1)	9	0	0	0.00%	9		16	N	None		05/2025		
38283	CARMEL KENT L C	04/08/1980	Active	12	0	0	0.00%	15		6	Y	2		04/2025		
8377	CLARKSTOWN	05/26/1959	Active	15	4	0	36.36%	9		2	Y	2	R	07/2025		\$1,200.00
8366	COLD SPRING	01/06/1939	Active	24	4	1	14.29%	21	5	2	Y		N	10/2020		
8368	CROTON ON HUDSON	10/26/1939	Active	33	2	1	3.13%	29	0	1	Y	3	R	06/2025		
8370	HENDRICK HUDSON	01/07/1954	Active	18	1	0	5.88%	21		6	Y		N	11/2025	90+ Days	
8373	LEWISBORO L C	03/05/1958	Active	42	3	4	-2.33%	42	47	0	Y	8	R	12/2025		
8376	MOUNT KISCO	11/23/1925	Active	27	0	0	0.00%	30		6	Y		R	11/2025		\$1,000.00
	Exc Award (06/30/2024)															
30233	NORTH ROCKLAND	02/17/1975	Active	14	2	0	16.67%	12		1	Y		N	11/2025		
8380	NORTH SALEM	10/16/1967	Active	35	1	1	0.00%	30	0	2	Y	2	N	06/2025		
8384	PEARL RIVER	06/09/1949	Active	30	0	2	-6.25%	33	1	0	Y	2	N	12/2025		\$2,200.00
	Exc Award (06/30/2017, 06/30/2018, 06/30/2019, 06/30/2021, 06/30/2022, 06/30/2023, 06/30/2024)															
8385	PEEKSKILL	05/09/1934	Active	8	0	0	0.00%	9		6	N	None		07/2023		
8386	PLEASANTVILLE	12/23/1930	Active	45	0	0	0.00%	46		8	N	None		04/2017		
154408	Rockland Centennial Hybrid	05/17/2023	Active	33	5	0	17.86%	29		0	Y		N	12/2025		\$100.00
8388	SOMERS	06/21/1966	Active	116	6	5	0.87%	119	5	1	Y		N	05/2025		\$2,020.00
	Exc Award (06/30/2023)															
8391	STONY POINT	10/04/1944	Cancelled(8*)	0	0	18	-100.00%	0	25	5	N	None		05/2022	90+ Days	
8392	SUFFERN	12/06/1939	Active	17	0	2	-10.53%	9	19	5	Y	5	R	12/2025		\$110.00
8393	THORNWOOD	01/26/1956	Cancelled(8*)	0	0	18	-100.00%	17	14	3	N	None		07/2012	90+ Days	



Club Health Assessment for District 20 R1 through December 2025

INTERNATIONAL

Club Number	Club Name	Charter Date	Status	Membership						Reports				Finance	LCIF	
			Times in Status Quo in Past 2 Years	Current Member Count **	YTD Members Added	YTD Members Dropped	YTD Net Growth% ***	Member Count 1 Year Ago	Dropped Members Avg.Length of Service	Months Since Membership Update	Current Officers Reported ****	Current President Repeated Term	VP Reported *****	Last Date Reported Service (mm/yyyy)	Account Balance	YTD Donations
8394	VALHALLA	10/24/1963	Active	27	0	4	-12.90%	25	19	0	Y	2	R	12/2025		\$100.00
8397	YORKTOWN	11/29/1960	Active	56	2	3	-1.75%	57	9	0	Y		N	12/2025		\$1,905.00

Clubs Cancelled Previous Fiscal Year – Clubs Cancelled within last 12 months may be reinstated

Club Number	Club Name	Charter Date	Current Status*	Cancellation Date
123415	Piermont	10/23/2014	Cancelled(8*)	12/30/2024
8374	RAMAPO	10/13/1964	Cancelled(6*)	06/29/2025
78171	ROCKLAND INDO-AMERICAN	01/30/2004	Cancelled(6*)	06/29/2025

Current Total Clubs Count	YTD New Clubs Count	YTD Cancelled Clubs Count	YTD Net Club Gain	Current Total Members Count	YTD Add	YTD Drop	YTD Net Growth	YTD Net Growth %	Member Count 12 Months Ago	Average Member Count Per Club	% of Clubs with less than 20 members	% No Officer Report in 12 Months	% of Clubs with balance 90+ days	Number of Clubs in Status Quo	% Status Quo Clubs in Financial Suspension	Number of Cancelled Clubs	Average Cancelled Club Age	Members Lost Due to Cancellation	% of Clubs Cancelled for Non-Financial Reasons
22	0	2	-2	655	32	63	-31	-4.52%	661	30	41%	14%	5%	0	0%	2	121	36	-50%

* - P - Priority Club. Cancellation Reasons: 1-Objectives/conduct, 2-Non-active club, 5-Non-existing club, 6-Disbanding, 7-Merger, 8-Financial Suspension, 9-District/Multiple District Dues.

** Red denotes below 15 active members.

*** Red denotes 20% + loss.

**** Y - all 3 (President, Secretary, Treasurer) club officers reported, N - not all 3 reported.

***** Abbreviation: N-New, IP-Immediate Past, R-Repeat.



Club Health Assessment for District 20 R2 through December 2025

			Status	Membership					Reports				Finance		LCIF	
Club Number	Club Name	Charter Date	Times in Status Quo in Past 2 Years	Current Member Count **	YTD Members Added	YTD Members Dropped	YTD Net Growth% ***	Member Count 1 Year Ago	Dropped Members Avg.Length of Service	Months Since Membership Update	Current Officers Reported ****	Current President Repeated Term	VP Reported *****	Last Date Reported Service (mm/yyyy)	Account Balance	YTD Donations
Clubs less than two years old																
182829	New York Cyber Business & Industry	06/20/2025	Active(1)	20	0	0	0.00%	0		6	Y	2				
185777	New York New Horizon	10/08/2025	Newly Chartered	24	24	0	100.00%	0		2	Y		N			
186659	Yonkers Global Impact	07/25/2025	Active	19	23	4	100.00%	0	0	0	Y		N	12/2025	90+ Days	
Clubs more than two years old																
8404	ARDSLEY-DOBBS FERRY-I -T R L C	06/06/1949	Active(2)	6	0	0	0.00%	6		28	N	7		02/2016		
8410	LARCHMONT MAMARONECK	09/28/1923	Active	73	7	0	10.61%	57		0	Y	3	R	11/2025		\$60.00
Exc Award (06/30/2022, 06/30/2024)																
8411	MOUNT VERNON	01/30/1923	Active	14	1	0	7.69%	13		2	Y	12		08/2024	90+ Days	
8412	NEW ROCHELLE	01/03/1923	Active	21	0	1	-4.55%	23	29	5	Y	10		03/2025		
156452	New York Agape Foundation	11/10/2023	Active	4	0	0	0.00%	21		2	Y	3	N	08/2025		
105886	NEW YORK ANN SULLIVAN-WHITE PLAINS	06/17/2009	Active	23	8	1	43.75%	17	13	0	Y		N	12/2025		
33308	NEW YORK ASIAN-AM	02/25/1977	Active(2)	12	0	0	0.00%	12		25	Y	8				
123720	New York Bangladeshi American	12/01/2014	Active	184	7	5	1.10%	144	3	2	Y		R	10/2023		\$4,020.00
Exc Award (06/30/2022)																
62565	NEW YORK BARAHONA	12/20/1999	Active	14	0	0	0.00%	16		0	Y		IP	11/2025		
Exc Award (06/30/2016, 06/30/2023)																
8414	NEW YORK BORINQUEN	05/03/1966	Active	19	0	1	-5.00%	19	1	0	Y		N	12/2025		\$4,000.00
Exc Award (06/30/2018)																
150285	New York Builders for Hope	05/26/2022	Active(1)	28	0	0	0.00%	28		19	N	2		10/2024		
111408	NEW YORK CITY 5TH AVENUE	06/20/2011	Active(2)	7	0	0	0.00%	5		6	Y	2				
107309	NEW YORK CITY SUNY OPTOMETRY	01/25/2010	Active	0	0	17	-100.00%	21	2	0	N	None		06/2025	90+ Days	
47597	NEW YORK COSMOPOLITAN	06/30/1987	Active	25	6	4	8.70%	23	18	2	Y		N	10/2020		\$750.00
44716	NEW YORK EAGLE	03/20/1985	Active(2)	12	1	0	9.09%	11		1	Y	3		09/2025		\$100.00
Exc Award (06/30/2018)																
111416	NEW YORK FINANCIAL DISTRICT	06/22/2011	Cancelled(8*)	0	0	71	-100.00%	68	7	0	N	None		06/2019	90+ Days	



Club Health Assessment for District 20 R2 through December 2025

			Status	Membership						Reports				Finance		LCIF
Club Number	Club Name	Charter Date	Times in Status Quo in Past 2 Years	Current Member Count **	YTD Members Added	YTD Members Dropped	YTD Net Growth% ***	Member Count 1 Year Ago	Dropped Members Avg.Length of Service	Months Since Membership Update	Current Officers Reported ****	Current President Repeated Term	VP Reported *****	Last Date Reported Service (mm/yyyy)	Account Balance	YTD Donations
35541	NEW YORK HIGHBRIDGE	05/10/1978	Active	20	0	0	0.00%	22		4	Y	3	N	07/2025	90+ Days	\$1,375.00
8420	NEW YORK HUNTS POINT	11/18/1970	Status Quo(1)	7	0	0	0.00%	7		48	Y	2		11/2016		
58501	NEW YORK IMPACTO	06/28/1996	Active	55	4	5	-1.79%	57	4	0	Y		IP	10/2025		\$710.00
Exc Award (06/30/2018, 06/30/2023)																
36376	NEW YORK JAPANESE AMERICAN	12/29/1978	Active	19	0	0	0.00%	19		5	Y	3		07/2025		\$7,120.00
Exc Award (06/30/2023)																
29787	NEW YORK KOREAN-AMERICAN	09/25/1974	Active	12	0	0	0.00%	12		19	Y	10		06/2015		
47553	NEW YORK MANILA	06/26/1987	Active	19	1	0	5.56%	18		1	Y	2				
152141	New York New Jersey Prominent Hearts	08/05/2022	Active(1)	20	0	0	0.00%	20		12	Y	3				
8423	NEW YORK PHIL-AM	09/15/1971	Active	286	32	0	12.60%	268		2	Y	2	R	11/2025		\$150.00
Exc Award (06/30/2020, 06/30/2023)																
32071	NEW YORK WASHINGTON HTS INWOOD	04/22/1976	Active	17	0	0	0.00%	17		18	Y	2	R	02/2020	90+ Days	
8431	RYE CITY	12/12/1927	Active	24	1	8	-22.58%	32	2	1	Y	2	N	06/2018		
8434	STATEN ISLAND	10/19/1922	Active	13	3	1	18.18%	11	49	0	N	3	R	08/2024		
100044	STATEN ISLAND NORTH STAR	08/20/2007	Active	33	1	5	-10.81%	37	12	0	Y	4	R	12/2025		
Exc Award (06/30/2016)																
44624	STATEN ISLAND ROYAL	02/06/1985	Active	9	0	0	0.00%	9		16	Y	7		06/2015		
48997	STATEN ISLAND UNITED ASIAN	11/04/1988	Active	15	0	3	-16.67%	18	18	4	Y	6		06/2019		
8435	THE BRONX	05/16/1923	Active	21	1	0	5.00%	21		4	Y	3		10/2025		
Exc Award (06/30/2024)																
8439	TUCKAHOE EASTCHESTER	06/25/1925	Active	24	2	4	-7.69%	26	2	0	Y	2	N	12/2025		
8441	YONKERS	05/22/1922	Active(1)	18	0	4	-18.18%	22	10	4	Y			09/2019		
59020	YONKERS MILLENNIUM	01/17/1997	Active	42	0	4	-8.70%	45	9	0	Y		N	07/2025	\$1,880.00	
Exc Award (06/30/2016, 06/30/2017, 06/30/2018, 06/30/2019, 06/30/2020, 06/30/2022, 06/30/2023, 06/30/2025)																

Clubs Cancelled Previous Fiscal Year – Clubs Cancelled within last 12 months may be reinstated

Club Number	Club Name	Charter Date	Current Status*	Cancellation Date
-------------	-----------	--------------	-----------------	-------------------



Club Health Assessment for District 20 R2 through December 2025

INTERNATIONAL

Club Number	Club Name	Charter Date	Status	Membership							Reports				Finance	LCIF			
			Times in Status Quo in Past 2 Years	Current Member Count **	YTD Members Added	YTD Members Dropped	YTD Net Growth***	Member Count 1 Year Ago	Dropped Members Avg.Length of Service	Months Since Membership Update	Current Officers Reported ****	Current President Repeated Term	VP Reported *****	Last Date Reported Service (mm/yyyy)	Account Balance	YTD Donations			
126255	New York Global Leaders	11/25/2015	Cancelled(8*)	06/29/2025															
Current Total Clubs Count	YTD New Clubs Count	YTD Cancelled Clubs Count	YTD Net Club Gain	Current Total Members Count	YTD Add	YTD Drop	YTD Net Growth	YTD Net Growth %	Member Count 12 Months Ago	Average Member Count Per Club	% of Clubs with less than 20 members	% No Officer Report in 12 Months	% of Clubs with balance 90+ days	Number of Clubs in Status Quo	% Status Quo Clubs in Financial Suspension	Number of Cancelled Clubs	Average Cancelled Club Age	Members Lost Due to Cancellation	% of Clubs Cancelled for Non-Financial Reasons
36	2	1	1	1,159	122	138	-16	-1.36%	1,145	32	53%	0%	14%	1	100%	1	24	71	-100%

* - P - Priority Club. Cancellation Reasons: 1-Objectives/conduct, 2-Non-active club, 5-Non-existing club, 6-Disbanding, 7-Merger, 8-Financial Suspension, 9-District/Multiple District Dues.

** Red denotes below 15 active members.

*** Red denotes 20% + loss.

**** Y - all 3 (President, Secretary, Treasurer) club officers reported, N - not all 3 reported.

***** Abbreviation: N-New, IP-Immediate Past, R-Repeat.



Club Health Assessment for District 20 K1 through December 2025

			Status	Membership					Reports					Finance	LCIF	
Club Number	Club Name	Charter Date	Times in Status Quo in Past 2 Years	Current Member Count **	YTD Members Added	YTD Members Dropped	YTD Net Growth% ***	Member Count 1 Year Ago	Dropped Members Avg.Length of Service	Months Since Membership Update	Current Officers Reported ****	Current President Repeated Term	VP Reported *****	Last Date Reported Service (mm/yyyy)	Account Balance	YTD Donations
Clubs less than two years old																
157398	Brooklyn Together We Stand	05/30/2024	Active	22	0	0	0.00%	23		7	Y	4	N	10/2025		
178767	Brooklyn Your Life Matters	09/23/2024	Active	23	0	0	0.00%	23		1	Y	2	R	02/2025		
178866	Queens Latinos Americanos	12/12/2024	Active	21	1	2	-4.55%	21	1	2	Y	2	N	10/2025		
Clubs more than two years old																
134942	Arverne Visionary	06/20/2018	Active	29	5	1	16.00%	26	7	1	Y	3	R	12/2025		
64694	BKLYN RISING STARS O E FLTBUSH Exc Award (06/30/2021)	09/24/2001	Active	13	0	0	0.00%	15		5	Y	2	N	09/2025		
34169	BKLYN STARRETT CITY SPRING CRK	06/30/1977	Active(1)	18	3	2	5.88%	15	2	3	Y	4	N	11/2025		\$1,000.00
103715	BROOKLYN ALPHA Exc Award (06/30/2023)	10/02/2008	Active	13	0	0	0.00%	17		6	Y	7	R	12/2025		\$600.00
8446	BROOKLYN BEDFORD STUYVES Exc Award (06/30/2022, 06/30/2023)	09/09/1970	Active	48	0	0	0.00%	48		6	Y		N	12/2025		\$2,090.00
101249	BROOKLYN BRIDGE	02/21/2008	Active	11	0	0	0.00%	10		9	N	None		06/2025		
8451	BROOKLYN CANARSIE Exc Award (06/30/2023)	02/13/1957	Active(1)	130	0	1	-0.76%	117	0	1	Y	4	N	10/2025		
8449	BROOKLYN CARIBE	10/15/1973	Active	24	0	3	-11.11%	32	12	0	Y	2	N	09/2025		\$20.00
48584	BROOKLYN CENTRAL Exc Award (06/30/2021, 06/30/2023)	05/16/1988	Active	46	1	0	2.22%	47		1	Y	2	R	12/2025		\$770.00
51330	BROOKLYN CLARENDON MEADOWS	02/22/1991	Cancelled(8*)	0	0	15	-100.00%	18	14	7	N	None		07/2024	90+ Days	
41319	BROOKLYN CLINTON HILL	05/17/1982	Active	17	0	0	0.00%	21		6	Y		N	09/2025		\$20.00
32790	BROOKLYN CROWN HEIGHTS Exc Award (06/30/2021, 06/30/2022, 06/30/2023)	10/20/1976	Active	58	0	0	0.00%	56		3	Y	2	R	11/2025		\$760.00
8452	BROOKLYN EAST NEW YORK Exc Award (06/30/2019)	01/07/1957	Active	23	0	0	0.00%	23		5	Y	4	N	10/2025		\$140.00
49501	BROOKLYN FARRAGUT	05/18/1989	Active(1)	21	0	0	0.00%	21		21	N	None		05/2025	90+ Days	\$40.00
149819	Brooklyn First Responders	02/09/2022	Active	29	1	5	-12.12%	33	2	4	Y	5	R	09/2025		



Club Health Assessment for District 20 K1 through December 2025

INTERNATIONAL

			Status	Membership						Reports				Finance	LCIF	
Club Number	Club Name	Charter Date	Times in Status Quo in Past 2 Years	Current Member Count **	YTD Members Added	YTD Members Dropped	YTD Net Growth% ***	Member Count 1 Year Ago	Dropped Members Avg.Length of Service	Months Since Membership Update	Current Officers Reported ****	Current President Repeated Term	VP Reported *****	Last Date Reported Service (mm/yyyy)	Account Balance	YTD Donations
130061	Brooklyn Jefferson	02/14/2017	Active	21	0	3	-12.50%	23	9	0	Y	2	N	11/2025		\$30.00
	Exc Award (06/30/2023, 06/30/2025)															
48918	BROOKLYN KINGS COUNTY	09/30/1988	Active	34	0	3	-8.11%	39	18	0	Y		N	12/2025		\$20.00
	Exc Award (06/30/2019)															
121657	Brooklyn Leaders	03/25/2014	Active	41	0	0	0.00%	48		6	Y	2	R	10/2025		\$920.00
	Exc Award (06/30/2018, 06/30/2019, 06/30/2021, 06/30/2024)															
104021	BROOKLYN METROPOLIS	11/24/2008	Active	54	0	0	0.00%	59		0	Y			12/2025		\$145.00
	Exc Award (06/30/2019, 06/30/2021, 06/30/2022, 06/30/2023)															
52593	BROOKLYN MID BEDFORD HEIGHTS	03/02/1992	Active	39	1	0	2.63%	33		2	Y	2	R	11/2025		\$1,085.00
	Exc Award (06/30/2025)															
97454	BROOKLYN MIDWOOD	06/30/2006	Active	28	1	0	3.70%	26		3	Y	2	R	12/2025		\$515.00
	Exc Award (06/30/2019, 06/30/2023, 06/30/2024)															
108855	BROOKLYN NEW HORIZON	06/30/2010	Active	22	0	6	-21.43%	28	8	0	Y		N	12/2025		\$420.00
	Exc Award (06/30/2019, 06/30/2021)															
48045	BROOKLYN NEW LOTS	01/15/1988	Active	20	1	0	5.26%	16		6	Y			09/2025		
	Exc Award (06/30/2021)															
109425	BROOKLYN OUTREACH	09/30/2010	Active	20	2	0	11.11%	16		2	Y		N	11/2025		\$40.00
	Exc Award (06/30/2023)															
104836	BROOKLYN PACE SETTERS	02/24/2009	Active	30	0	0	0.00%	28		7	N			04/2025		
	Exc Award (06/30/2019)															
44353	BROOKLYN PROSPECT HEIGHTS	11/26/1984	Active	17	0	2	-10.53%	20	26	0	Y	2		11/2025		\$150.00
8463	BROOKLYN SOUTH BROOKLYN	04/03/1958	Active	31	0	0	0.00%	31		4	Y		R	02/2025		
52594	BROOKLYN STUY PARK	03/02/1992	Active	25	0	0	0.00%	28		2	Y		N	08/2025		\$725.00
	Exc Award (06/30/2019)															
47405	BROOKLYN SUNSET PARK	06/01/1987	Active	28	0	1	-3.45%	29	7	5	Y	6		12/2025		
	Exc Award (06/30/2023)															
59707	BROOKLYN VANDERVEER PK-GLENWD	06/18/1997	Active	33	0	0	0.00%	30		7	Y	2	N	12/2025		\$170.00
	Exc Award (06/30/2024)															
107016	BROOKVILLE	12/10/2009	Active	37	4	0	12.12%	32		3	Y	2	R	12/2025		\$20.00



Club Health Assessment for District 20 K1 through December 2025

			Status	Membership					Reports				Finance		LCIF	
Club Number	Club Name	Charter Date	Times in Status Quo in Past 2 Years	Current Member Count **	YTD Members Added	YTD Members Dropped	YTD Net Growth% ***	Member Count 1 Year Ago	Dropped Members Avg.Length of Service	Months Since Membership Update	Current Officers Reported ****	Current President Repeated Term	VP Reported *****	Last Date Reported Service (mm/yyyy)	Account Balance	YTD Donations
Exc Award (06/30/2018, 06/30/2020, 06/30/2023)																
8466	CORONA	04/21/1942	Active(3)	7	0	0	0.00%	7		22	N	None		06/2025		
60116	EAST ELMHURST COLOMBIA	12/01/1997	Active	17	2	0	13.33%	15		2	Y		N	09/2025		
58580	FAR ROCKAWAY	07/09/1996	Active(1)	12	0	3	-20.00%	15	5	1	Y	2	N	09/2025		
8468	FLUSHING	10/30/1922	Status Quo(1)	11	0	0	0.00%	11		32	Y	3		04/2025	90+ Days	
47379	FLUSHING CENTRAL	05/28/1987	Active	68	2	4	-2.86%	71	4	0	Y		N	09/2025		\$20.00
Exc Award (06/30/2016, 06/30/2019, 06/30/2023)																
59406	HOLLIS	04/24/1997	Active	38	0	0	0.00%	38		5	Y		N	10/2025		\$557.00
Exc Award (06/30/2018, 06/30/2020)																
38576	LAURELTON	06/16/1980	Active	34	3	3	0.00%	33	6	0	Y	2	R	12/2025		\$2,145.00
Exc Award (06/30/2025)																
8477	LONG ISLAND CITY-ASTORIA L C	09/22/1921	Active	10	0	0	0.00%	10		16	N	4		12/2024		
146486	Marine Park	06/03/2021	Active	38	0	2	-5.00%	37	4	0	Y	3	N	12/2025		\$410.00
Exc Award (06/30/2022, 06/30/2024)																
35721	MASPETH	06/15/1978	Active	48	0	0	0.00%	50		1	Y	2	R	10/2025		
Exc Award (06/30/2022, 06/30/2023)																
8462	MILL BASIN BERGEN BEACH (Brooklyn)	02/16/1967	Active	26	0	2	-7.14%	0	1	1	Y	2	R	02/2025		
142597	Ozone Park Howard Beach Woodhaven	10/06/2020	Active	15	0	0	0.00%	95		6	N	None		12/2024		
127175	Queens Buddha	03/29/2016	Active(1)	28	5	1	16.67%	24	1	1	Y		R	11/2025		\$40.00
125012	Queens Centennial	06/07/2015	Cancelled(8*)	0	0	6	-100.00%	7	11	0	N	None		12/2024	90+ Days	
Exc Award (06/30/2018, 06/30/2020, 06/30/2021)																
68803	QUEENS COLOMBIA	05/05/2003	Active	18	1	0	5.88%	16		4	Y	3		12/2025		\$20.00
Exc Award (06/30/2022, 06/30/2023, 06/30/2024)																
137394	Queens Community	03/14/2019	Active(1)	52	7	1	13.04%	46	3	4	Y	8	R	09/2025		
Exc Award (06/30/2020, 06/30/2021, 06/30/2022, 06/30/2023)																
140062	Queens KTM	11/06/2019	Active	30	17	5	66.67%	18	3	0	Y		R	12/2025		
Exc Award (06/30/2023)																
103852	QUEENS LAS AMERICAS	10/28/2008	Active	30	0	0	0.00%	32		2	Y	2	N	11/2025		



Club Health Assessment for District 20 K1 through December 2025

			Status	Membership						Reports				Finance	LCIF	
Club Number	Club Name	Charter Date	Times in Status Quo in Past 2 Years	Current Member Count **	YTD Members Added	YTD Members Dropped	YTD Net Growth% ***	Member Count 1 Year Ago	Dropped Members Avg.Length of Service	Months Since Membership Update	Current Officers Reported ****	Current President Repeated Term	VP Reported *****	Last Date Reported Service (mm/yyyy)	Account Balance	YTD Donations
131456	Queens Latinos Unidos	06/26/2017	Active(1)	7	1	3	-22.22%	10	8	3	Y		N	12/2025		
147749	Queens United	07/28/2021	Active	27	2	4	-6.90%	29	3	0	Y		N	09/2025		
	Exc Award (06/30/2023)															
52319	QUEENS VILLAGE	12/26/1991	Active	19	0	1	-5.00%	21	8	1	Y	3	R	12/2025		\$40.00
8481	REGO PARK-FOREST HILLS	03/29/1949	Active	26	0	0	0.00%	26		8	Y	2	R	09/2025		\$260.00
117217	RICHMOND HILL-SOUTH OZONE PARK	06/21/2012	Active	82	0	2	-2.38%	101	7	0	Y		N	10/2025		\$2,260.00
	Exc Award (06/30/2019, 06/30/2020, 06/30/2023, 06/30/2025)															
8483	RIDGEWOOD-GLENDALE-MI DDLE VILL	10/15/1929	Active	14	0	0	0.00%	14		7	Y	14	R	11/2025		\$20.00
106004	ROSEDALE	06/24/2009	Active	19	3	1	11.76%	16	0	1	N	None	N	12/2025		
53617	SOUTH OZONE PK EMPIRE CTY MEDI	08/27/1992	Active	24	0	0	0.00%	24		32	Y	2	R	02/2025		
105073	SPRINGFIELD GARDENS	03/23/2009	Active	16	3	0	23.08%	13		0	Y		N	11/2025		\$190.00
	Exc Award (06/30/2017, 06/30/2018, 06/30/2023)															
48340	ST ALBANS	03/25/1988	Active	24	1	5	-14.29%	23	21	0	Y			12/2025		\$530.00
	Exc Award (06/30/2019, 06/30/2021, 06/30/2023, 06/30/2025)															
8478	UNIVERSAL RAVENSWOOD	02/13/1958	Active	14	1	0	7.69%	11		1	Y		N	09/2025		
39957	WINTHROP INC	05/29/1981	Active	46	0	0	0.00%	42		3	Y	2	N	12/2025		\$125.00
	Exc Award (06/30/2023, 06/30/2024)															
34628	WOODSIDE INTERAMERICAN	11/07/1977	Active	26	5	2	13.04%	23	3	0	Y		N	11/2025		
	Exc Award (06/30/2019, 06/30/2022, 06/30/2023)															

Clubs Cancelled Previous Fiscal Year – Clubs Cancelled within last 12 months may be reinstated

Club Number	Club Name	Charter Date	Current Status*	Cancellation Date
108555	BROOKLYN NEW LIFE	06/04/2010	Cancelled(8*)	12/30/2024
107015	BROOKLYN TRANSITION	12/10/2009	Cancelled(8*)	06/29/2025
151178	Brooklyn UjimaNia	06/15/2022	Cancelled(8*)	12/30/2024



Club Health Assessment for District 20 K1 through December 2025

INTERNATIONAL

						Status		Membership					Reports				Finance		LCIF
						Times in Status Quo in Past 2 Years		Current Member Count **	YTD Members Added	YTD Members Dropped	YTD Net Growth***	Member Count 1 Year Ago	Dropped Members Avg.Length of Service	Months Since Membership Update	Current Officers Reported ****	Current President Repeated Term	VP Reported *****	Last Date Reported Service (mm/yyyy)	Account Balance
Club Number	Club Name		Charter Date																
Current Total Clubs Count	YTD New Clubs Count	YTD Cancelled Clubs Count	YTD Net Club Gain	Current Total Members Count	YTD Add	YTD Drop	YTD Net Growth %	Member Count 12 Months Ago	Average Member Count Per Club	% of Clubs with less than 20 members	% No Officer Report in 12 Months	% of Clubs with balance 90+ days	Number of Clubs in Status Quo	% Status Quo Clubs in Financial Suspension	Number of Cancelled Clubs	Average Cancelled Club Age	Members Lost Due to Cancellation	% of Clubs Cancelled for Non-Financial Reasons	
63	0	2	-2	1,852	73	89	-16	-0.86%	1,930	29	30%	5%	3%	1	100%	2	39	21	-150%

* - P - Priority Club. Cancellation Reasons: 1-Objectives/conduct, 2-Non-active club, 5-Non-existing club, 6-Disbanding, 7-Merger, 8-Financial Suspension, 9-District/Multiple District Dues.

** Red denotes below 15 active members.

*** Red denotes 20% + loss.

**** Y - all 3 (President, Secretary, Treasurer) club officers reported, N - not all 3 reported.

***** Abbreviation: N-New, IP-Immediate Past, R-Repeat.



Club Health Assessment for District 20 K2 through December 2025

			Status	Membership						Reports				Finance	LCIF	
Club Number	Club Name	Charter Date	Times in Status Quo in Past 2 Years	Current Member Count **	YTD Members Added	YTD Members Dropped	YTD Net Growth***	Member Count 1 Year Ago	Dropped Members Avg.Length of Service	Months Since Membership Update	Current Officers Reported ****	Current President Repeated Term	VP Reported *****	Last Date Reported Service (mm/yyyy)	Account Balance	YTD Donations
Clubs less than two years old																
172287	Long Island Italian American	06/22/2024	Active	32	0	0	0.00%	28		5	Y	3	R	12/2025		
190626	Long Island Mind Spark, Inc	11/24/2025	Newly Chartered	20	20	0	100.00%	0		1	Y		N			
182793	Long Island Nepali	07/17/2025	Active	20	20	0	100.00%	0		0	Y		N	12/2025		
Clubs more than two years old																
8489	BALDWIN	04/07/1947	P- Active	18	0	2	-10.00%	19	1	2	Y	3		12/2025		
8490	BELLMORE	01/22/1947	Active	50	0	0	0.00%	55		5	Y	12	R	09/2025		
68945	EASTERN	06/17/2003	Active	13	0	0	0.00%	13		5	Y	3		05/2025		\$180.00
8495	FLORAL PARK	03/03/1925	Active	61	7	8	-1.61%	65	10	0	Y	3	R	12/2025		\$16,840.13
Exc Award (06/30/2019, 06/30/2022)																
8496	FRANKLIN SQUARE	02/04/1947	Active(1)	17	1	0	6.25%	16		3	Y	24	R	09/2025		
8497	FREEPORT	10/27/1955	Active(2)	5	0	0	0.00%	0		6	Y	2		12/2025		
62770	GLEN COVE NORTH SHORE	02/11/2000	Active(1)	21	0	1	-4.55%	23	1	5	Y	16	R	06/2025		
8399	HAMILTON	05/12/1946	Active	59	0	0	0.00%	60		6	Y		N	12/2025		
Exc Award (06/30/2020, 06/30/2023, 06/30/2024)																
38034	JERICHO-BROOKVILLE	02/04/1980	Active	26	3	1	8.33%	24	7	0	Y	3	R	12/2025		\$50,400.00
Exc Award (06/30/2018, 06/30/2020, 06/30/2021, 06/30/2022)																
8507	LEVITTOWN	05/18/1950	Active	12	2	0	20.00%	12		4	Y	4	R	12/2025	90+ Days	
8508	LONG BEACH	06/16/1926	Active	41	4	4	0.00%	42	11	0	Y	6	R	12/2025		\$60.00
137360	Long Island Indo American	02/06/2019	Active	134	6	4	1.52%	122	3	1	Y	2	R	12/2025		
Exc Award (06/30/2024, 06/30/2025)																
51042	LONG ISLAND PORTUGUESE	11/02/1990	Active	92	0	2	-2.13%	93	25	1	Y			12/2024		
Exc Award (06/30/2019)																
151499	Long Island Pride	06/27/2022	Active	42	6	0	16.67%	35		0	Y		R	10/2025		\$1,000.00
Exc Award (06/30/2023, 06/30/2025)																
104737	MERRICK	02/11/2009	Active	1	1	2	-50.00%	2	10	0	N	None		07/2024		
8514	MINEOLA	05/07/1952	Active	58	1	1	0.00%	61	8	5	Y		N	05/2025		



Club Health Assessment for District 20 K2 through December 2025


			Status	Membership						Reports				Finance	LCIF	
Club Number	Club Name	Charter Date	Times in Status Quo in Past 2 Years	Current Member Count **	YTD Members Added	YTD Members Dropped	YTD Net Growth% ***	Member Count 1 Year Ago	Dropped Members Avg.Length of Service	Months Since Membership Update	Current Officers Reported ****	Current President Repeated Term	VP Reported *****	Last Date Reported Service (mm/yyyy)	Account Balance	YTD Donations
121497	Nassau Central	03/05/2014	Active(1)	21	0	2	-8.70%	20	9	1	N			11/2025		
8515	NEW HYDE PARK	01/24/1944	Active	36	0	1	-2.70%	37	2	1	Y	9		03/2024		
47600	NEW HYDE PARK NORTH	06/30/1987	Active	46	1	6	-9.80%	52	14	0	Y		N	11/2025		\$200.00
Exc Award (06/30/2018, 06/30/2019, 06/30/2020, 06/30/2022, 06/30/2024)																
8517	OYSTER BAY	03/11/1948	Active	38	3	1	5.56%	38	0	0	Y		N	10/2025		\$500.00
46279	PAGET	06/13/1986	Active	17	0	0	0.00%	16		7	Y			12/2024		
8519	PLAINVIEW BETHPAGE	10/27/1957	Active	24	2	0	9.09%	19		2	Y	3	N	12/2025		
8521	PORT WASHINGTON	12/17/1924	Active	24	0	0	0.00%	29		4	Y	10	R	03/2025		
8522	ROCKVILLE CENTRE	01/30/1934	Active	88	6	3	3.53%	85	6	0	Y		N	12/2025		\$2,880.02
Exc Award (06/30/2022, 06/30/2024)																
42765	SEA CLIFF GLEN HEAD	06/27/1983	Active	20	0	0	0.00%	20		16	Y	2		12/2022		
8525	SEAFORD	01/29/1952	Active	54	6	6	0.00%	53	16	0	Y		N	12/2025	90+ Days	\$50.00
149473	South Nassau Spectacular ASD	12/30/2021	Active	8	0	0	0.00%	8		16	Y	3		01/2024		
8512	THE MASSAPEQUAS	10/26/1950	Active	44	3	1	4.76%	52	10	0	Y	2	R	12/2025		\$850.00
Exc Award (06/30/2025)																
8530	VALLEY STREAM	01/21/1948	Active(1)	24	9	4	26.32%	12	5	0	Y	2	N	10/2025		
48471	WANTAGH	04/22/1988	Active	30	0	0	0.00%	30		5	Y	3	R	10/2025		
8532	WEST HEMPSTEAD	03/04/1947	Active	34	4	0	13.33%	31		3	Y	2	R	10/2025	90+ Days	\$2,110.00
Exc Award (06/30/2021, 06/30/2022, 06/30/2023, 06/30/2024)																
151511	Westbury-Carle Place	06/23/2022	Active(2)	1	0	0	0.00%	1		12	N	2		10/2022		

Clubs Cancelled Previous Fiscal Year – Clubs Cancelled within last 12 months may be reinstated

Club Number	Club Name	Charter Date	Current Status*	Cancellation Date
8500	GREAT NECK	07/11/1935	Cancelled(8*)	12/30/2024
66744	HEMPSTEAD	10/31/2002	Cancelled(8*)	12/30/2024
8503	NASSAU COUNTY MEDICAL	02/05/1948	Cancelled(6*)	12/30/2024



Club Health Assessment for District 20 K2 through December 2025

<div>International Club of Presidents</div>						Status		Membership					Reports				Finance		LCIF
						Times in Status Quo in Past 2 Years	Current Member Count **	YTD Members Added	YTD Members Dropped	YTD Net Growth***	Member Count 1 Year Ago	Dropped Members Avg.Length of Service	Months Since Membership Update	Current Officers Reported ****	Current President Repeated Term	VP Reported *****	Last Date Reported Service (mm/yyyy)	Account Balance	YTD Donations
Club Number	Club Name		Charter Date																
Current Total Clubs Count	YTD New Clubs Count	YTD Cancelled Clubs Count	YTD Net Club Gain	Current Total Members Count	YTD Add	YTD Drop	YTD Net Growth %	Member Count 12 Months Ago	Average Member Count Per Club	% of Clubs with less than 20 members	% No Officer Report in 12 Months	% of Clubs with balance 90+ days	Number of Clubs in Status Quo	% Status Quo Clubs in Financial Suspension	Number of Cancelled Clubs	Average Cancelled Club Age	Members Lost Due to Cancellation	% of Clubs Cancelled for Non-Financial Reasons	
35	2	0	2	1,231	105	49	56	4.77%	1,173	35	26%	0%	9%	0	0%	0	0	0	0%

* - P - Priority Club. Cancellation Reasons: 1-Objectives/conduct, 2-Non-active club, 5-Non-existing club, 6-Disbanding, 7-Merger, 8-Financial Suspension, 9-District/Multiple District Dues.

** Red denotes below 15 active members.

*** Red denotes 20% + loss.

**** Y - all 3 (President, Secretary, Treasurer) club officers reported, N - not all 3 reported.

***** Abbreviation: N-New, IP-Immediate Past, R-Repeat.



Club Health Assessment for District 20 S through December 2025

			Status	Membership					Reports				Finance		LCIF	
Club Number	Club Name	Charter Date	Times in Status Quo in Past 2 Years	Current Member Count **	YTD Members Added	YTD Members Dropped	YTD Net Growth% ***	Member Count 1 Year Ago	Dropped Members Avg.Length of Service	Months Since Membership Update	Current Officers Reported ****	Current President Repeated Term	VP Reported *****	Last Date Reported Service (mm/yyyy)	Account Balance	YTD Donations
Clubs more than two years old																
137557	Amityville	04/05/2019	Active(4)	11	0	0	0.00%	11		18	N	None		06/2025		\$20.00
8534	BABYLON	10/14/1936	Active	46	0	3	-6.12%	50	14	0	Y		N	12/2025	90+ Days	\$160.00
8536	BAY SHORE	10/08/1931	Active	73	2	3	-1.35%	73	16	0	Y	2	N	12/2025	90+ Days	\$272.00
65254	BAYPORT BLUE POINT COMMUNITY	04/02/2002	Active	12	0	0	0.00%	12		17	Y	14		11/2025		
8538	BLUE POINT BAYPORT	01/24/1968	Active(1)	6	0	0	0.00%	7		2	Y	9		11/2025		
42645	BRENTWOOD NY ISLANDERS	05/31/1983	Active	16	0	0	0.00%	16		4	Y	2		12/2025		\$82.00
8541	BRIDGEHAMPTON	04/23/1948	Active(1)	16	0	0	0.00%	16		18	Y	4		11/2025		
58503	BROOKHAVEN GREAT SOUTH BAY	06/24/1996	Active	28	0	0	0.00%	28		6	Y		N	08/2025		\$843.00
Exc Award (06/30/2017, 06/30/2023)																
8544	CENTRAL ISLIP	12/14/1945	Active	12	0	0	0.00%	12		17	N	3		12/2025		\$31.00
8545	COLD SPRING HARBOR	02/04/1954	Active	17	1	0	6.25%	16		4	Y		IP	10/2025		\$160.00
8548	CUTCHOGUE	05/14/1970	Active	19	0	1	-5.00%	20	12	0	Y	6	R	12/2025		
8549	DEER PARK	05/25/1948	Active(1)	27	0	0	0.00%	28		6	Y	6	N	10/2025		\$12.00
64401	EAST END	06/08/2001	Active	33	0	2	-5.71%	35	31	0	Y		N	12/2025		\$210.00
8551	EAST HAMPTON	04/21/1949	Active(1)	31	5	1	14.81%	27	4	1	Y	2		11/2025		\$170.00
8555	GREENLAWN	01/05/1951	Active	10	0	0	0.00%	11		2	Y	12	R	11/2025		
8557	HAMPTON BAYS	05/13/1948	Active	21	1	5	-16.00%	25	10	4	Y	5		11/2025		
8560	HUNTINGTON	10/08/1934	Active	24	0	0	0.00%	22		4	Y	4	R	11/2025		\$172.00
8564	LAKE GROVE	11/23/1964	Active	34	5	1	13.33%	30	11	1	Y	5	R	12/2025		\$2,486.00
8566	MASTICS SHIRLEY L C	12/08/1966	Active	7	0	1	-12.50%	8	42	1	Y	2	R	12/2025		
8567	MATTITUCK	03/06/1952	Active	80	3	0	3.90%	79		4	Y		N	10/2025		
Exc Award (06/30/2024)																
8574	MEDFORD NORTH PATCHOGUE	05/19/1966	Active	10	0	2	-16.67%	12	27	5	N	None		05/2025		\$300.00
8568	MELVILLE	09/25/1953	Active	41	1	0	2.50%	44		0	Y		N	12/2025		\$2,151.00
Exc Award (06/30/2023)																
8569	MONTAUK POINT	09/08/1949	Active	32	2	0	6.67%	31		1	Y	2	N	12/2018		\$10.00



Club Health Assessment for District 20 S through December 2025

INTERNATIONAL

			Status	Membership						Reports				Finance		LCIF
Club Number	Club Name	Charter Date	Times in Status Quo in Past 2 Years	Current Member Count **	YTD Members Added	YTD Members Dropped	YTD Net Growth% ***	Member Count 1 Year Ago	Dropped Members Avg.Length of Service	Months Since Membership Update	Current Officers Reported ****	Current President Repeated Term	VP Reported *****	Last Date Reported Service (mm/yyyy)	Account Balance	YTD Donations
8571	NORTH BABYLON	09/16/1952	Active	92	8	1	8.24%	88	6	0	Y	2	R	12/2025		\$1,283.00
	Exc Award (06/30/2024)															
8588	NORTH SEA	11/21/1968	Active	13	0	0	0.00%	13		13	Y	12	R	02/2023		
8576	NORTHPORT CENTERPORT	06/20/1944	Active	18	1	0	5.88%	15		1	Y	3	N	12/2025		\$1,010.00
8578	PATCHOGUE	01/16/1947	Active	61	1	1	0.00%	56	0	0	Y	2	R	12/2025		\$571.00
	Exc Award (06/30/2019, 06/30/2025)															
77410	PATCHOGUE LIONESS	07/29/2003	Active	28	3	0	12.00%	23		1	Y	5	N	11/2025	90+ Days	\$14,796.61
	Exc Award (06/30/2022, 06/30/2023)															
8580	PORT JEFFERSON	04/08/1946	Active	49	0	0	0.00%	45		6	Y		N	11/2025		\$340.00
8581	RIVERHEAD	03/10/1947	Active	41	11	0	36.67%	25		0	Y		N	11/2025		\$138.00
8582	ROCKY POINT	05/04/1955	Active	23	0	2	-8.00%	26	6	0	Y	2		10/2025		\$315.00
8583	SAG HARBOR	01/26/1954	Active	23	0	2	-8.00%	26	7	5	Y	3	R	11/2025		\$25.00
	Exc Award (06/30/2017, 06/30/2018)															
139327	Sayville	08/13/2019	Active	39	1	1	0.00%	40	22	1	Y			12/2025		\$211.00
8585	SHELTER ISLAND	10/04/1950	Active	113	7	2	4.63%	110	13	0	Y		N	07/2025		\$500.00
	Exc Award (06/30/2023, 06/30/2024)															
8537	SOUTH COUNTRY L C	04/27/1949	Active	14	0	0	0.00%	17		2	Y	3		12/2025		
8587	SOUTHAMPTON	06/22/1948	Active(1)	23	0	0	0.00%	23		12	Y	14	R	10/2025		
8597	WEST BABYLON	06/12/1950	Active	18	0	0	0.00%	21		6	Y		N	12/2025		
	Exc Award (06/30/2024)															
131132	Wyandanch-Wheatley Heights	06/28/2017	Active	18	2	0	12.50%	14		1	Y	5	R	11/2025		\$161.00


Clubs Cancelled Previous Fiscal Year – Clubs Cancelled within last 12 months may be reinstated

Club Number	Club Name	Charter Date	Current Status*	Cancellation Date
133718	Southold	02/27/2018	Cancelled(6*)	08/29/2024

Current Total Clubs Count	YTD New Clubs Count	YTD Cancelled Clubs Count	YTD Net Club Gain	Current Total Members Count	YTD Add	YTD Drop	YTD Net Growth	YTD Net Growth %	Member Count 12 Months Ago	Average Member Count Per Club	% of Clubs with less than 20 members	% No Officer Report in 12 Months	% of Clubs with balance 90+ days	Number of Clubs in Status Quo	% Status Quo Clubs in Financial Suspension	Number of Cancelled Clubs	Average Cancelled Club Age	Members Lost Due to Cancellation	% of Clubs Cancelled for Non-Financial Reasons
38	0	0	0	1,179	54	28	26	2.25%	1,155	31	42%	3%	8%	0	0%	0	0	0	0%



Club Health Assessment for District 20 S through December 2025

																
Club Number	Club Name	Charter Date	Status	Membership					Reports				Finance	LCIF		
			Times in Status Quo in Past 2 Years	Current Member Count **	YTD Members Added	YTD Members Dropped	YTD Net Growth% ***	Member Count 1 Year Ago	Dropped Members Avg.Length of Service	Months Since Membership Update	Current Officers Reported ****	Current President Repeated Term	VP Reported *****	Last Date Reported Service (mm/yyyy)	Account Balance	YTD Donations

* - P - Priority Club. Cancellation Reasons: 1-Objectives/conduct, 2-Non-active club, 5-Non-existing club, 6-Disbanding, 7-Merger, 8-Financial Suspension, 9-District/Multiple District Dues.

** Red denotes below 15 active members.

*** Red denotes 20% + loss.

**** Y - all 3 (President, Secretary, Treasurer) club officers reported, N - not all 3 reported.

***** Abbreviation: N-New, IP-Immediate Past, R-Repeat.